
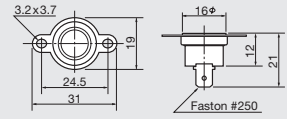

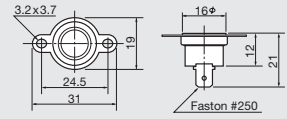

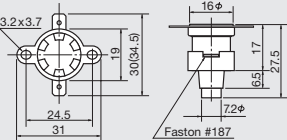

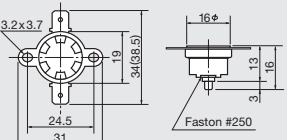

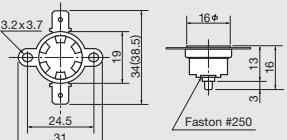


# Disk Type Thermostat

<p><b>03P</b> Phenol body (for 150°C or below)</p> 	 <p>(Drawing is 03P with flat fixture/#250 vertical.)</p>	<p><b>Features:</b> Standard disk type thermostat with automatic reset function. Body thickness is 12mm.</p>
<p><b>03C</b> Ceramic body (for 150~260°C)</p> 	 <p>(Drawing is 03P with flat fixture/#250 vertical.)</p>	
<p><b>23</b> Phenol body (for 150°C or below)</p> 	 <p>(Drawing is 23P with flat fixture/#187 horizontal.)</p>	<p><b>Features:</b> Standard type with manual reset function. It has a safety structure to prevent the contact from being reset unless a button is pressed when the temperature becomes as low as room temperature.</p>
<p><b>05</b> Phenol body (for 150°C or below)</p> 	 <p>(Drawing is 05P with flat fixture/#250 horizontal.)</p>	
<p><b>15</b> Ceramic body (for 150~230°C)</p> 	 <p>(Drawing is 05P with flat fixture/#250 horizontal.)</p>	<p><b>Features:</b> Manual reset type. Sophisticated design for reset button section. Once the contact trips, it will not return to the original position unless a button is pressed manually.</p>

## Specifications

Item	Method		
1.Mechanical configuration	Bimetal non-current-carrying type, single pole throw type, dust-proof type		
2.Contact method	A : Turns OFF when the temperature goes up		
	B : Turns ON when the temperature goes up		
3.Temperature setting range	-20~100°C	+100~150°C	+160~230°C
4.Temperature setting tolerance	±3°C	±4°C	±6°C
5.Differential	10~20°C	15~30°C	20~40°C
6.Condition of temperature measurement	When there is no load (single current), the temperature change speed shall be 1°C/1 minute		
7.Insulation resistance	1,000MΩ or higher by DC500V meg-ohm-meter		
8.Insulation tolerance	AC1,500V 1 for minute or AC1,800V 1 for second		
9.Contact resistance	30mΩ or less		

## Model designation method

<p><b>03 P N A 100 (Flat surface fixture/#187 vertical)</b></p> <p>Model name: 03 Body material: P Contact: N Operation type: A Temperature: 100 Fixture shape: Flat surface fixture Terminal shape: Vertical</p>	<p><b>Body</b> P.....Phenol, C.....Ceramic</p> <p><b>Contact</b> N.....0.1A~15A, C.....0.05A~3A, P.....1mA~100mA</p> <p><b>Operation type</b> A...OFF when temperature rises, B...ON when temperature rises</p> <p><b>Operation temperature</b> Phenol body up to 150°C and ceramic body for higher</p> <p><b>Fixture</b> Flat fixture and hat shaped fixture</p> <p><b>Terminal shape</b> Vertical and horizontal type for #187 and #250</p> <p>NOTE: Special order acceptable.</p>
---	--

## Overseas standard numbers and registered numbers

Item	UL	C S A	V D E
03EN 03EP 54N	(Standard number) UL873	(Standard number) CSA C22-2 No.24	(Standard number) VDE:DIN EN60730-1~9
52N 52P	(Registered number) E43274	(Registered number) LR 67165 LR 67166	(Registered number) 100896

E.O.= Electrical Operations

Overseas standard numbers and ratings										
Type	Mterial	UL873			CSA C22.2 No.24			VDE : DIN EN 60730-1, -2-9		
03EN	Phenol	Load	15A/120VAC	100,000E.O. 150°C	Load	15A/125VAC	100,000E.O. 150°C	Load	16A/250VAC	10,000E.O. 150°C
		Load	10A/240VAC	100,000E.O. 150°C	Load	8A/250VAC	100,000E.O. 150°C	Load	10A/250VAC	100,000E.O. 150°C
		Load	15A/120VAC	6,000E.O. 150°C	Load	13.5A/125VAC	100,000E.O. 150°C	[ BS EN 60730-1, -2-9 Load 0.2A/250VAC 10,000E.O. 150°C ]		
		Load	10A/240VAC	6,000E.O. 150°C						
03EP	Phenol	Load	0.1A/250VAC	100,000E.O. 150°C	Load	0.1A/250VAC	100,000E.O. 150°C	Load	0.2A/250VAC	100,000E.O. 150°C
		Load	0.1A/ 30VDC	100,000E.O. 150°C	Load	0.1A/ 30VDC	100,000E.O. 150°C	Load	0.2A/ 42VDC	100,000E.O. 150°C
		[ BS EN 60730-1, -2-9 Load 0.2A/250VAC 10,000E.O. 150°C ]								
54N	Phenol	Load	15A/120VAC	100,000E.O. 150°C	Load	15A/125VAC	100,000E.O. 150°C			
		Load	10A/240VAC	100,000E.O. 150°C	Load	8A/250VAC	100,000E.O. 150°C			
		Load	15A/120VAC	6,000E.O. 150°C	Load	13.5A/125VAC	100,000E.O. 150°C			
		Load	10A/240VAC	6,000E.O. 150°C						
		Load	FLA7.5A/125VAC	100,000E.O. 150°C						
		LRA40A/125VAC	50E.O. 150°C							
52N	Ceramic	Load	15A/125VAC	100,000E.O. 200°C	Load	10A/250VAC	100,000E.O. 200°C	Load	10A/250VAC	100,000E.O. 230°C(N.C)
		Load	10A/250VAC	100,000E.O. 230°C	Load	15A/125VAC	100,000E.O. 200°C			210°C(N.C)
		Load	15A/125VAC	6,000E.O. 200°C	Load	10A/250VAC	100,000E.O. 230°C	Load	13A/250VAC	30,000E.O. 230°C(N.C)
		Load	10A/250VAC	6,000E.O. 200°C	Load	15A/125VAC	6,000E.O. 200°C	Load	16A/250VAC	10,000E.O. 230°C(N.C)
		Load	15A/120VAC	30,000E.O. 230°C	Load	10A/250VAC	6,000E.O. 200°C			
				Load	15A/120VAC	30,000E.O. 230°C	C-UR			
52P	Ceramic	Load	0.2A/250VAC	100,000E.O. 230°C	Load	0.2A/250VAC	100,000E.O. 230°C	Load	0.2A/250VAC	100,000E.O. 230°C
		Load	0.2A/ 42VDC	100,000E.O. 230°C	Load	0.2A/ 42VDC	100,000E.O. 230°C	Load	0.2A/ 42VDC	100,000E.O. 150°C
					C-UR					

Registered number : UL E43273

Registered number : CSA LR67165, LR67166

Registered number : VDE 100896